

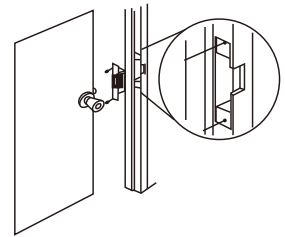
ELECTRIC STRIKE SERIES



YS-130NO/NC

Standard-type Electric Strike

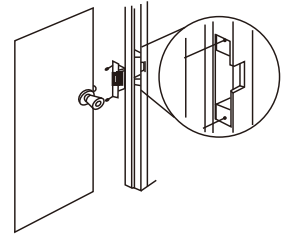
Size: 150Lx39.5Wx33.5H(mm)
 Voltage: 12V DC(24Vneed order)
 Current: 12V/240mA;24V/120mA
 Suitable for: Wooden door, metal door
 Weight: 0.4kg



YS-130NO-S/NC-S

Standard-type Electric Strike W/Signal

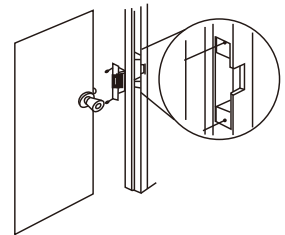
Size: 150Lx39.5Wx33.5H(mm)
 Voltage: 12V DC(24Vneed order)
 Current: 12V/240mA;24V/120mA
 Suitable for: Wooden door, metal door
 Signal output: Lock signal NO/NC/COM
 Weight: 0.4kg



YS-131NO/NC

Electric Strike with Short Faceplate

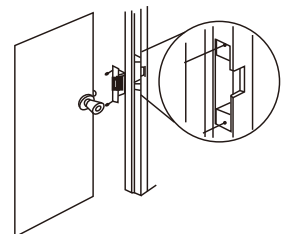
Size: 160Lx25Wx31H(mm)
 Voltage: 12V DC(24Vneed order)
 Current: 200mA
 Suitable for: Wooden door, metal door
 Weight: 0.4kg



YS-131NO-S/NC-S

Electric Strike with Short Faceplate W/Signal

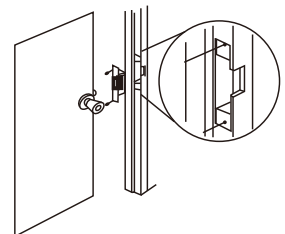
Size: 160Lx25Wx31H(mm)
 Voltage: 12V DC(24Vneed order)
 Current: 200mA
 Signal output: Lock signal NO/NC/COM
 Suitable for: Wooden door, metal door
 Weight: 0.4kg



YS-132NO/NC

Electric Strike with Long Faceplate

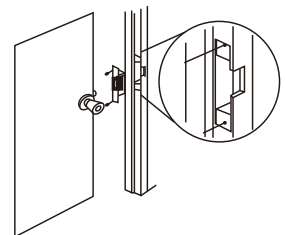
Size: 250Lx25Wx31H(mm)
 Voltage: 12V DC(24Vneed order)
 Current: 200mA
 Suitable for: Wooden door, metal door
 Weight: 0.4kg



YS-132NO-S/NC-S

Electric Strike with Long Faceplate W/Signal

Size: 250Lx25Wx31H(mm)
 Voltage: 12V DC(24Vneed order)
 Current: 200mA
 Signal output: Lock signal NO/NC/COM
 Suitable for: Wooden door, metal door.
 Weight: 0.4kg



YS-133NC/NC-S

Fail Safe Electric Strike for Glass Door

Size: 160Lx25Wx31H(mm)
 Voltage: 12-24VDC(Adjustable)
 Current: 200mA
 Signal output: Door signal NO/NC/COM(YS-133NC-S)
 Suitable for: Glass door
 Glass thickness: 12-15mm
 Fail safe : Locked when energized
 Weight: 0.4kg

