

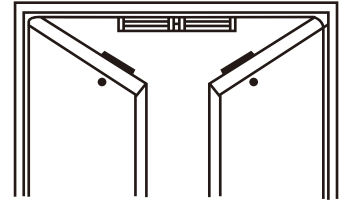
# ELECTROMAGNETIC LOCK SERIES



**YM-750D**

## Double Door Magnetic Lock(1500Lbsx2)

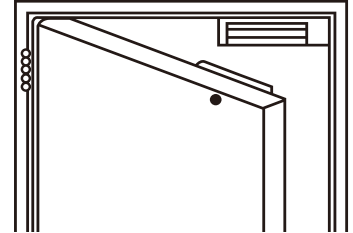
Size: 560Lx81.6Wx46H(mm)  
 Holding force: 750kgx2(1500Lbsx2)  
 Voltage: DC12V or DC 24V  
 Current draw: 420mAx2 at 12VDC  
 210mAx2 at 24VDC  
 Suitable for: Wooden door  
 Metal door  
 Fireproof door  
 Feature: Fail safe  
 Weight: 11.8kg



**YM-750(LED)**

## Single Door Magnetic Lock with LED & Signal(1500Lbs)

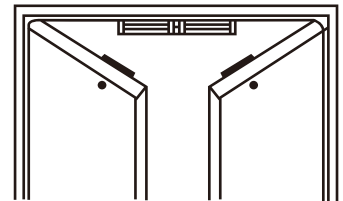
Size: 280Lx81.6Wx46H(mm)  
 Holding force: 750kg(1500Lbs)  
 Voltage: DC12V or DC 24V  
 Current draw: 12V/420mA 24V/210mA  
 Suitable for: Wooden door  
 Metal door  
 Fireproof door  
 Feature: Fail safe  
 Weight: 5.9kg



**YM-750D(LED)**

## Double Door Magnetic Lock with LED & Signal(1500Lbsx2)

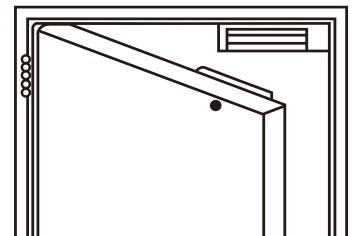
Size: 560Lx81.6Wx46H(mm)  
 Holding force: 750kgx2(1500Lbsx2)  
 Voltage: DC12V or DC 24V  
 Current draw: 12V/420mAx2 24V/210mAx2  
 Suitable for: Wooden door  
 Metal door  
 Fireproof door  
 Feature: Fail safe  
 Weight: 11.8kg



**YM-750T(LED)**

## Single Door Magnetic Lock with LED, Signal & Time Delay(1500Lbs)


Size: 280Lx81.6Wx46H(mm)  
 Holding force: 750kg(1500Lbs)  
 Voltage: DC12V or DC 24V  
 Current draw: 12V/420mA 24V/210mA  
 Suitable for: Wooden door  
 Metal door  
 Fireproof door  
 Feature: Fail safe  
 Time delay: 0,3,6,9sec  
 Weight: 5.9kg



**YM-750TD(LED)**

## Double Door Magnetic Lock with LED, Signal & Time Delay(1500LbsX2)

Size: 560Lx81.6Wx46H(mm)  
 Holding force: 750kgx2(1500Lbsx2)  
 Voltage: DC12V or DC 24V  
 Current draw: 12V/420mAx2 24V/210mAx2  
 Suitable for: Wooden door  
 Metal door  
 Fireproof door  
 Feature: Fail safe  
 Time delay: 0,3,6,9sec  
 Weight: 11.8kg



**YM-2400SL**

## Shear Lock(2400Lbs)

Size: 182L X 30W X 25D(mm)  
 Armature plate: 182L X 30W X 23.8D(mm)  
 Power supply: DC 12V (24V need order)  
 Operation current: 850mA  
 Holding current: 400mA  
 Time delay : 0/5/10/15sec.  
 Door status sensor: NO/COM(0.1A@30VDC)  
 Lock status sensor: NC/NO/COM(0.1A@30VDC)  
 Holding force: 2400Lbs(1200kg)  
 Magnetic distance(max.): 3mm  
 LED: Red shows locked; Green shows unlocked  
 Weight: 1.2kg

