

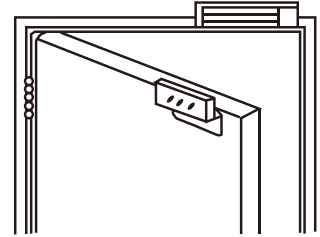
ELECTROMAGNETIC LOCK SERIES



YM-500N

Single Door Magnetic Lock (1200Lbs)

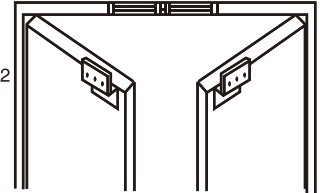
Size: 265Lx73Wx41H(mm)
 Holding force: 500kg(1200Lbs)
 Voltage: DC12V or DC 24V
 Current draw: 12V/500mA±10%; 24V/250mA±10%
 Signal Output: Lock signal(NO/NC/COM)
 Feature: Fail safe
 Weight: 4.5kg



YM-500ND

Double Door Magnetic Lock (1200Lbsx2)

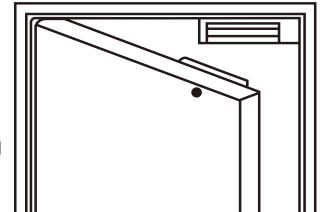
Size: 530Lx73Wx41H(mm)
 Holding force: 500kgx2(1200Lbsx2)
 Voltage: DC12V or DC 24V
 Current draw: 12V/500mA±10% x2; 24V/250mA±10% x2
 Suitable for: Wooden door
 Metal door
 Fireproof door
 Feature: Fail safe
 Weight: 9.0kg



YM-500N(LED)

Single Door Magnetic Lock with LED & Signal(1200Lbs)

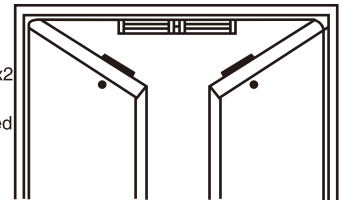
Size: 265Lx73Wx41H(mm)
 Holding force: 500kg(1200Lbs)
 Voltage: DC12V or DC 24V
 Current draw: 12V/500mA±10%; 24V/250mA±10%
 Signal Output: Lock signal(NO/NC/COM)
 LED: Red shows locked; Green shows unlocked
 Suitable for: Wooden door, Metal door, Fireproof door
 Feature: Fail safe
 Weight: 4.5kg



YM-500ND(LED)

Double Door Magnetic Lock with LED & Signal(1200Lbsx2)

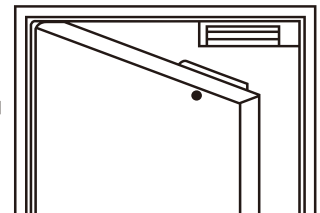
Size: 530Lx73Wx41H(mm)
 Holding force: 500kgx2(1200Lbsx2)
 Voltage: DC12V or DC 24V
 Current draw: 12V/500mA±10% x2; 24V/250mA±10% x2
 Signal Output: Lock signal(NO/NC/COM)
 LED: Red shows locked; Green shows unlocked
 Suitable for: Wooden door, Metal door, Fireproof door
 Feature: Fail safe
 Weight: 9.0kg



YM-500NT(LED)

Single Door Magnetic Lock with LED, Signal & Time Delay (1200Lbs)


Size: 265Lx73Wx41H(mm)
 Holding force: 500kg(1200Lbs)
 Voltage: DC12V or DC 24V
 Current draw: 12V/500mA±10%; 24V/250mA±10%
 Signal Output: Lock signal(NO/NC/COM)
 LED: Red shows locked; Green shows unlocked
 Suitable for: Wooden door, Metal door, Fireproof door
 Feature: Fail safe
 Time delay: 0,3,6,9sec
 Weight: 4.5kg



YM-500NTD(LED)

Double Door Magnetic Lock with LED, Signal & Time Delay(1200Lbsx2)

Size: 530Lx73Wx41H(mm)
 Holding force: 500kgx2(1200Lbsx2)
 Voltage: DC12V or DC 24V
 Current draw: 12V/500mA±10% x2; 24V/250mA±10% x2
 Signal Output: Lock signal(NO/NC/COM)
 LED: Red shows locked; Green shows unlocked
 Suitable for: Wooden door, Metal door, Fireproof door
 Feature: Fail safe
 Time delay: 0,3,6,9sec
 Weight: 9.0kg



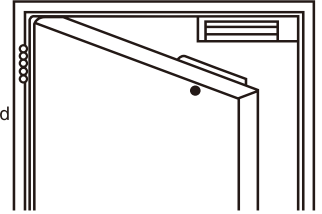
ELECTROMAGNETIC LOCK SERIES



YM-500BZ

Single Door Magnetic Lock with LED, Signal & Buzzer (1200Lbs)

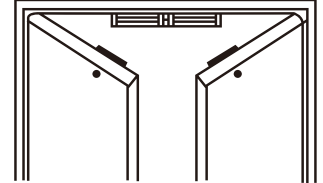
Size: 265Lx73Wx41H(mm)
 Holding force: 500kg(1200Lbs)
 Voltage: DC12V or DC 24V
 Current draw: 12V/500mA±10%; 24V/250mA±10%
 Signal Output: Lock signal(NO/NC/COM)
 LED: Red shows locked; Green shows unlocked
 Suitable for: Wooden door, Metal door, Fireproof door
 Feature: Fail safe
 Buzzer time: 5,10,20,30sec
 Weight: 4.5kg



YM-500DBZ

Double Door Magnetic Lock with LED, Signal & Buzzer(1200Lbsx2)

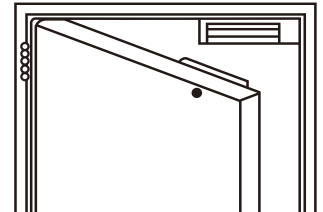
Size: 530Lx73Wx41H(mm)
 Holding force: 500kgx2(1200Lbsx2)
 Voltage: DC12V or DC 24V
 Current draw: 12V/500mA±10% x2; 24V/250mA±10% x2
 Signal Output: Lock signal(NO/NC/COM)
 LED: Red shows locked; Green shows unlocked
 Suitable for: Wooden door, Metal door, Fireproof door
 Feature: Fail safe
 Buzzer time: 5,10,20,30sec
 Weight: 9.0kg



YM-500W/YM-500W-S

Single Door Magnetic Lock with Waterproof(1200Lbs)

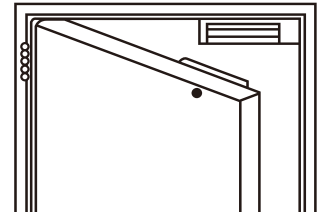
Size: 220Lx63Wx36H(mm)
 Holding force: 500kg(1200Lbs)
 Voltage: DC12V or DC 24V
 Current draw: 12V/420mA±10%; 24V/210mA±10%
 Signal output: **YM-500W-S**
 Waterproof level: IP-68
 Suitable for: Wooden door Metal door
 Fireproof door
 Feature: Fail safe
 Weight: 4.5kg



YM-500(BLED)

Single Door Magnetic Lock with LED & Signal(1200Lbs)

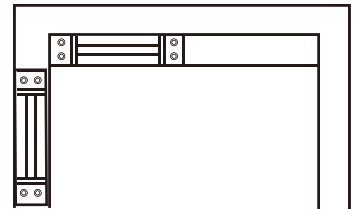
Size: 267.5Lx73Wx41H(mm)
 Holding force: 500kg(1200Lbs)
 Voltage: DC12V or DC 24V
 Current draw: 12V/500mA±10%; 24V/250mA±10%
 Signal Output: Lock signal(NO/NC/COM)
 LED: Red shows locked; Green shows unlocked
 Suitable for: Wooden door, Metal door, Fireproof door
 Feature: Fail safe
 Weight: 4.5kg



YM-500M/YM-500M-S

Single Door Magnetic Lock with Mortise Mount & Signal(1200Lbs)

Size: 254Lx65.8Wx38.8H(mm)
 Holding force: 500kg(1200Lbs)
 Voltage: DC12V or DC 24V
 Current draw: 12V/420mA±10%; 24V/210mA±10%
 Signal output: **YM-500M-S**
 Suitable for: Wooden door
 Metal door Fireproof door
 Feature: Fail safe
 Weight: 4.5kg



YM-750

Single Door Magnetic Lock(1500Lbs)

Size: 280Lx81.6Wx46H(mm)
 Holding force: 750kg(1500Lbs)
 Voltage: DC12V or DC 24V
 Current draw: 12V/420mA 24V/210mA
 Suitable for: Wooden door
 Metal door
 Fireproof door
 Feature: Fail safe
 Weight: 5.9kg

